

3rd March 2023




THE PINEHURST PRESS

Experience ~ Excel ~ Enjoy

A weekly newsletter to share the news of Pinehurst Primary School

Teaching and Learning

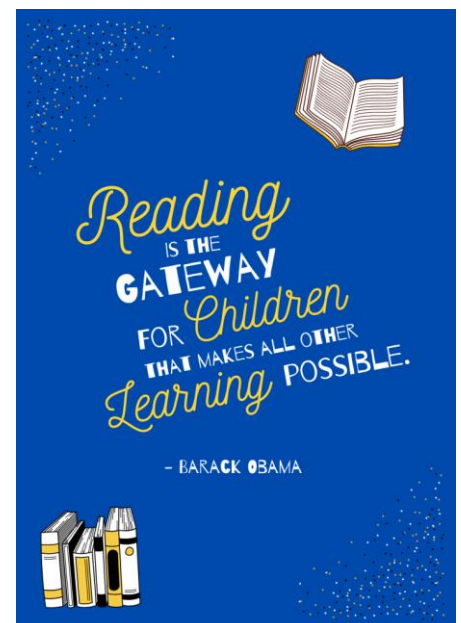


Weekly Attendance and Minutes Late

Year Group	Class	Attendance %	Minutes Late
R	Ash	89.20%	262
R	Oak	96.20%	83
1	Cherry	92.08%	143
1	Elm	93.75%	155
2	Fir	96.55% 😊	95
2	Yew	83.33%	332 😞
3	Cedar	91.67%	89
3	Hazel	90.52%	77
4	Chestnut	95.50%	48
4	Holly	93.52%	45
5	Maple	92.00%	122
5	Sycamore	82.69%	43 😊
6	Birch	76.25% 😞	116
6	Willow	89.66%	144



quote of the week




Attendance update **Whole school 89.28%**
 Week ending 24.2.23 we were ranked 98 out of 117 schools in Liverpool for our attendance. Can we improve this and get into the 80s this half term? Remember every day counts.

School Contact Number 07858 739336 for Emergencies



Please ensure that your contact telephone number, email address and home address are kept updated. Please contact school should these have changed.

It is important that we have correct contact details for you so that we can keep you updated.



Monday 13th March – Blue for Bobby Day – BLUE Non Uniform

Wednesday 15th March – Potential closure due to planned NEU Strike Action

Thursday 16th March – Potential closure due to planned NEU Strike Action

Friday 17th March – Red Nose Day – RED Non Uniform

Thursday 30th March – 1.40/1.50pm Break up for Easter Holidays

Friday 31st March – INSET DAY

Free School Meals

Are you entitled?

If your circumstances have changed and you think you may now be eligible please apply via <https://liverpool.gov.uk/benefits/free-school-meals/>

Every School Day Counts

0 days off school	100%	Perfection
Equates to 2 days off school each year	99%	Excellent
Equates to 5 days off school each year	97%	Good
Equates to 10 days off school each year	95%	Slight Concern
Equates to 20 days off school each year	90%	Concerned
Equates to 30 days off school each year	85%	Very Concerned

5 days absence over the whole year	20 days absence over the whole year	20+ days absence over the whole year
97% - 100%	90%	Under 90%
Good chance of success and progress	Less chance of success. Harder to make progress	Detrimental to success and progress

Every Minute Counts

LATENESS = LOST LEARNING
(Figures below are calculated over a school year)

5 Minutes late each day	3 days lost!
10 Minutes late each day	6.5 days lost!
15 Minutes late each day	10 days lost!
20 Minutes late each day	13 days lost!
30 Minutes late each day	19 days lost!

Be at the classroom on time and ready to learn!



March Cook-A-Long

I would like a Blueberry and Lemon Drizzle Scones Cook-a-long ingredients pack

Name: _____

Class: _____

Please return by Tuesday 7th March

Ingredients packs will be sent home Wednesday 14th March

(Numbers will be limited and offered first come first served)



Reminder that children should be wearing **PINEHURST PE KIT** on one day per week. This is the school PE kit of a yellow t-shirt and navy shorts or joggers with a school jumper or cardigan please. **NO OTHER SPORTS WEAR OR KITS.** Thank you for your cooperation.